


# RENTAL HOUSING SNAPSHOT



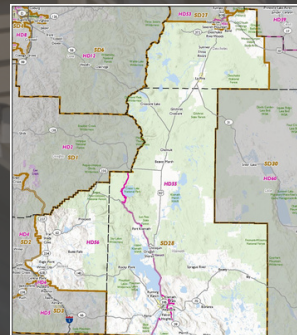
Sen. Dennis Linthicum  
Senate District 28



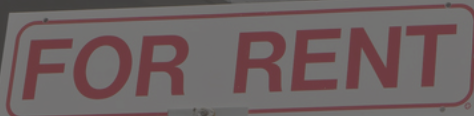
Rep. E. Werner Reschke  
House District 55



Rep. Emily McIntire  
House District 56



Crook County  
Klamath County  
Lake County  
Deschutes County (Portion)  
Jackson County (Portion)



## OREGON

### BY THE NUMBERS

**\$1,212**

AVG. 1BR  
RENT

**\$1,571**

AVG. 2BR  
RENT

**\$2,181**

AVG. 3BR  
RENT

**5%**

HEALTHY  
VACANCY RATE

**3,356**

SUBSIDIZED UNITS  
IN OREGON

**17,543**

HUD PERMITS FILED  
IN 2023

For more information on this resource



Zach Lindahl  
Director of Government Affairs, Multifamily NW  
zach@multifamilynw.org

# Rental Housing in Crook County

**AVG. 1BR RENT**

**\$716**

**AVG. 2BR RENT**

**\$943**

**AVG. 3BR RENT**

**\$1,230**

**VACANCY RATE**

**0.6%**

**2023 HUD PERMITS**

**184**

**SUBSIDIZED UNITS**

**28**

## SOURCES

[rentdata.org/states/oregon/2024](https://rentdata.org/states/oregon/2024)

[rentalrealestate.com/data/rent/oregon/](https://rentalrealestate.com/data/rent/oregon/)

[socds.huduser.gov/permits/output\\_annual.odt](https://socds.huduser.gov/permits/output_annual.odt)

[oregon.gov/ohcs/compliance-monitoring/Pages/push.aspx](https://oregon.gov/ohcs/compliance-monitoring/Pages/push.aspx)

Multifamily NW Apartment Spring 2024 Report

# Rental Housing in Deschutes County

**AVG. 1BR RENT**

**\$1,748**

**AVG. 2BR RENT**

**\$1,973**

**AVG. 3BR RENT**

**\$2,328**

**VACANCY RATE**

**10.9%**

**2023 HUD PERMITS**

**2,397**

**SUBSIDIZED UNITS**

**169**

## SOURCES

[rentdata.org/states/oregon/2024](https://rentdata.org/states/oregon/2024)

[rentalrealestate.com/data/rent/oregon/](https://rentalrealestate.com/data/rent/oregon/)

[socds.huduser.gov/permits/output\\_annual.odt](https://socds.huduser.gov/permits/output_annual.odt)

[oregon.gov/ohcs/compliance-monitoring/Pages/push.aspx](https://oregon.gov/ohcs/compliance-monitoring/Pages/push.aspx)

Multifamily NW Apartment Spring 2024 Report

# Rental Housing in Klamath County

**AVG. 1BR RENT**

**\$653**

**AVG. 2BR RENT**

**\$858**

**AVG. 3BR RENT**

**\$1,219**

**VACANCY RATE**

**9.4%**

**2023 HUD PERMITS**

**145**

**SUBSIDIZED UNITS**

**47**

## SOURCES

[rentdata.org/states/oregon/2024](https://rentdata.org/states/oregon/2024)

[rentalrealestate.com/data/rent/oregon/](https://rentalrealestate.com/data/rent/oregon/)

[socds.huduser.gov/permits/output\\_annual.odb](https://socds.huduser.gov/permits/output_annual.odb)

[oregon.gov/ohcs/compliance-monitoring/Pages/push.aspx](https://oregon.gov/ohcs/compliance-monitoring/Pages/push.aspx)

Multifamily NW Apartment Spring 2024 Report

# Rental Housing in Lake County

**AVG. 1BR RENT**

**\$666**

**AVG. 2BR RENT**

**\$759**

**AVG. 3BR RENT**

**\$1,054**

**VACANCY RATE**

**7.1%**

**2023 HUD PERMITS**

**17**

**SUBSIDIZED UNITS**

**0**

## SOURCES

[rentdata.org/states/oregon/2024](https://rentdata.org/states/oregon/2024)

[rentalrealestate.com/data/rent/oregon/](https://rentalrealestate.com/data/rent/oregon/)

[socds.huduser.gov/permits/output\\_annual.odt](https://socds.huduser.gov/permits/output_annual.odt)

[oregon.gov/ohcs/compliance-monitoring/Pages/push.aspx](https://oregon.gov/ohcs/compliance-monitoring/Pages/push.aspx)

Multifamily NW Apartment Spring 2024 Report

# Rental Housing in Jackson County

**AVG. 1BR RENT**

**\$1,189**

**AVG. 2BR RENT**

**\$1,352**

**AVG. 3BR RENT**

**\$1,788**

**VACANCY RATE**

**4.9%**

**2023 HUD PERMITS**

**1,384**

**SUBSIDIZED UNITS**

**150**

## SOURCES

[rentdata.org/states/oregon/2024](https://rentdata.org/states/oregon/2024)

[rentalrealestate.com/data/rent/oregon/](https://rentalrealestate.com/data/rent/oregon/)

[socds.huduser.gov/permits/output\\_annual.odt](https://socds.huduser.gov/permits/output_annual.odt)

[oregon.gov/ohcs/compliance-monitoring/Pages/push.aspx](https://oregon.gov/ohcs/compliance-monitoring/Pages/push.aspx)

Multifamily NW Apartment Spring 2024 Report