


# RENTAL HOUSING SNAPSHOT



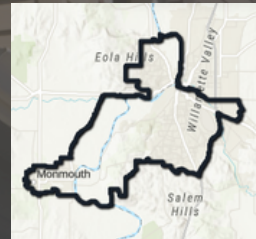
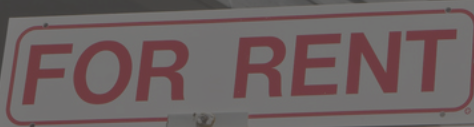
Sen. Deb Patterson  
Senate District 10



Rep. Tom Andersen  
House District 19



Rep. Paul Evans  
House District 20



Marion County (Portion)  
Polk County (Portion)

## OREGON

### BY THE NUMBERS

\$1,212

AVG. 1BR  
RENT

\$1,571

AVG. 2BR  
RENT

\$2,181

AVG. 3BR  
RENT

5%

HEALTHY  
VACANCY RATE

3,356

SUBSIDIZED UNITS  
IN OREGON

17,543

HUD PERMITS FILED  
IN 2023

For more information on this resource



Zach Lindahl  
Director of Government Affairs, Multifamily NW  
zach@multifamilynw.org

@multifamilynw



pnwhousing.org

# Rental Housing in Marion County

**AVG. 1BR RENT**

**\$1,289**

**AVG. 2BR RENT**

**\$1,499**

**AVG. 3BR RENT**

**\$1,746**

**VACANCY RATE**

**5.17%**

**2023 HUD PERMITS**

**1,747**

**SUBSIDIZED UNITS**

**299**

## SOURCES

[rentdata.org/states/oregon/2024](https://rentdata.org/states/oregon/2024)

[rentalrealestate.com/data/rent/oregon/](https://rentalrealestate.com/data/rent/oregon/)

[socds.huduser.gov/permits/output\\_annual.odb](https://socds.huduser.gov/permits/output_annual.odb)

[oregon.gov/ohcs/compliance-monitoring/Pages/push.aspx](https://oregon.gov/ohcs/compliance-monitoring/Pages/push.aspx)

Multifamily NW Apartment Spring 2024 Report

# Rental Housing in Polk County

**AVG. 1BR RENT**

**\$950**

**AVG. 2BR RENT**

**\$1,200**

**AVG. 3BR RENT**

**\$1,700**

**VACANCY RATE**

**2.2%**

**2023 HUD PERMITS**

**219**

**SUBSIDIZED UNITS**

**0**

## SOURCES

[rentdata.org/states/oregon/2024](https://rentdata.org/states/oregon/2024)

[rentalrealestate.com/data/rent/oregon/](https://rentalrealestate.com/data/rent/oregon/)

[socds.huduser.gov/permits/output\\_annual.odt](https://socds.huduser.gov/permits/output_annual.odt)

[oregon.gov/ohcs/compliance-monitoring/Pages/push.aspx](https://oregon.gov/ohcs/compliance-monitoring/Pages/push.aspx)

Multifamily NW Apartment Spring 2024 Report